

Set up a 'course' for example a 'course' to keep all resources in , like a library .

The 'teacher' is the administrator of resources , and the *students* are those that are 'enrolled' in other 'courses'

Your word for Teacher:  (eg Teacher, Tutor, Facilitator etc)


Your word for Teachers:  (eg Teachers, Tutors, Facilitators etc)

Your word for Student:  (eg Student, Participant etc)

Your word for Students:  (eg Students, Participants etc)

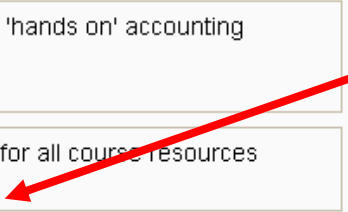
Force language:

Is this a meta course?:







We have 3 ordinary 'courses' with enrollments, and ONE META COURSE (no enrollments - at this point !

Available Courses	
<b>Accounting 101</b> Teacher: Joyce Smith	Basic accounting
<b>Commercial Law A</b> Teacher: Joyce Smith	Part one of two
<b>Workshops</b> Trainer: Joyce Smith Trainer: Mabel Jones	Workshops 'hands on' accounting software
<b>Resources</b> Resource Admin: Peter Smith	The library for all course resources



These 4 students are enrolled in the Workshop 'course'

First name / Surname	
	<b>Joey Brown</b>
	<b>Brian Brown</b>
	<b>Mary Mary</b>
	<b>Fred Hawkins</b>

Use this form to add courses to your meta course (this will import the enrolments)

0 Courses already assigned	Courses available
<input type="text"/>	<div style="border: 1px solid black; padding: 5px;"><p>←</p><p>CF101: Workshops ac101: Accounting 101 COL101: Commercial Law A</p><p>→</p></div>

In the Meta course 'Resources' we then 'enroll' the other 'courses'

When Fred Hawkins logs in, he is 'enrolled' in his Workshops course AND the Resources 'course' this is the screen he is presented with

**My courses**

<b>Workshops</b> Trainer: Joyce Smith Trainer: Mabel Jones	Workshops 'hands on' accounting software
<b>Resources</b> Resource Admin: Peter Smith	The library for all course resources

Great way to utilize common resources across a number of courses. This is only one way to 'use' the feature !